




TO WHOM SO EVER IT MAY CONCERN

This is to certify that we have checked and verified the books of accounts and relevant records of M/s Padmashree Institute of Management and Sciences, No.149, Padmashree Campus, Kengeri, Kommaghatta, Bangalore -560060 that below mentioned records are correct to the best of our knowledge.

| Year | Budget allocated for infrastructure augmentation (INR in Lakh) | Expenditure for infrastructure augmentation (INR in Lakh) | Expenditure on maintenance of academic facilities (excluding salary for human resources) (INR in Lakh) | Expenditure on maintenance of physical facilities (excluding salary for human resources) (INR in Lakh) | Total expenditure excluding Salary (INR in Lakh) |
|---------|--|---|--|--|--|
| 2021-22 | 300 | 66.37 | 156.20 | 35.54 | 258.11 |
| 2020-21 | 200 | 10.82 | 87.50 | 36.31 | 134.63 |
| 2019-20 | 200 | 74.07 | 128.43 | 42.71 | 245.21 |
| 2018-19 | 155 | 65.29 | 103.43 | 33.42 | 202.14 |
| 2017-18 | 100 | 44.02 | 95.87 | 32.47 | 172.36 |

For **MURALI & VENKAT**
Chartered Accountants
FRN: 002162S


MAHENDRA VADDINANI
Partner

Mem. No. 247705
UDIN: 23247705BGSRQO4087

Place: Bangalore
Date: 27th July, 2023.




Principal
Padmashree Institute of
Management & Sciences
Bangalore



TO WHOM SO EVER IT MAY CONCERN

This is to certify that we have checked and verified the books of accounts and relevant records of M/s PADMASHREE INSTITUTE OF MANAGEMENT AND SCIENCES, No.149, Padmashree Campus, Kengeri, Kommaghatta, Bangalore- 560060 that below mentioned records are correct to the best of our knowledge.

A. Average Percentage of Expenditure excluding Salary on Infrastructure Augmentation for last five years

| Sl No | Particulars | 2021-22 | 2020-21 | 2019-20 | 2018-19 | 2017-18 | Remarks |
|-------|---|---------|---------|---------|---------|---------|---------|
| 01 | Buildings | 1.33 | 2.13 | 19.80 | 27.56 | 8.67 | - |
| 02 | Computers, Projectors and ICT resources | 18.04 | 1.52 | 0.76 | 1.61 | 0.73 | - |
| 03 | Furniture | 8.20 | 0.25 | - | - | - | - |
| 04 | Lab Equipment | 28.32 | 4.23 | 1.00 | 33.36 | 33.41 | - |
| 05 | Transport | - | - | 51.75 | - | - | - |
| 06 | Library Books | - | 0.83 | 0.70 | 0.99 | 1.21 | - |
| 07 | Software | 4.75 | 1.86 | - | 1.77 | - | - |
| 08 | Others | 5.71 | - | 0.06 | - | - | - |
| 09 | Total | 66.37 | 10.82 | 74.07 | 65.29 | 44.02 | - |

B. Total Expenditure Excluding Salary for the Last five years in Lakhs

| 2021-22 | 2020-21 | 2019-20 | 2018-19 | 2017-18 |
|---------|---------|---------|---------|---------|
| 258.11 | 134.63 | 245.21 | 202.14 | 172.36 |


C. Percentage of expenditure on Infrastructure Augmentation to Total Expenditure

| 2021-22 | 2020-21 | 2019-20 | 2018-19 | 2017-18 | Average of last 5 years |
|---------|---------|---------|---------|---------|-------------------------|
| 25.71% | 8.04% | 30.21% | 32.30% | 25.54% | $121.8/5=24.36\%$ |

For MURALI & VENKAT

Chartered Accountants

FRN: 002162S


MAHENDRA VADDINANI
Partner

Mem. No. 247705

UDIN: 23247705BGSRQO4087

Place: Bangalore

Date: 27th July, 2023.




Principal
Padmashree Institute of
Management & Sciences
Bangalore



TO WHOM SO EVER IT MAY CONCERN

This is to certify that we have checked and verified the books of accounts and relevant records of M/s **Padmashree Institute of Management and Sciences**, No.149, Padmashree Campus, Kengeri, Kommaghatta, Bangalore -560060 that below mentioned records are correct to the best of our knowledge.

NAAC Metric 4.4.1


A. Average Percentage of Expenditure excluding Salary on Academic Support and Maintenance of Physical Facilities

| Year | Expenditure on Academic support activities | Expenditure on Maintenance of Physical Facilities | Total Expenditure on Academic support and Maintenance of facilities excluding salary |
|---------|--|---|--|
| 2021-22 | 156.20 | 35.54 | 191.74 |
| 2020-21 | 87.50 | 36.31 | 123.81 |
| 2019-20 | 128.43 | 42.71 | 171.14 |
| 2018-19 | 103.43 | 33.42 | 136.85 |
| 2017-18 | 95.87 | 32.47 | 128.34 |

B. Percentage of expenditure on Academic Support and Physical Facilities Maintenance to Total Expenditure

| 2021-22 | 2020-21 | 2019-20 | 2018-19 | 2017-18 | Average of last 5 years |
|---------|---------|---------|---------|---------|-------------------------|
| 74.23% | 91.96% | 69.79% | 67.70% | 74.46% | $378.14/5=75.63\%$ |

For **MURALI & VENKAT**
Chartered Accountants
FRN: 002162S



MAHENDRA VADDINENI
Partner
Mem. No. 247705
UDIN: 23247705BGSRQO4087

Place: Bangalore
Date: 27th July, 2023.




Principal
Padmashree Institute of
Management & Sciences
Bangalore